



UK managed item

mothercare	AW16	colours:  K  CUTTER GUIDE (DO NOT PRINT)	approval	date	signature
	style number : JC962 product : SWEET PEA MOBILE pack dimensions : 297mm(H) x 210mm(W) x 0mm(D) supplier : Silvercloud category : I&P date : 1 Jun 2016 designer : Ice/ Ricky		packaging manager		
			copywriter		
			QA		
			product manager		

NOTE: The spot colour is not accurate (simulated using CMYK) in this digital proof, please refer to the Pantone specification (or our colour key).



rosy days mobile

user guide

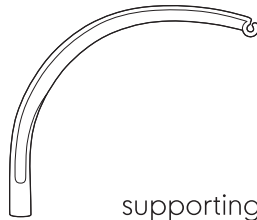
76 100/JC962 0616

mothercare
Watford, England, WD24 6SH

customer care line 0344 875 5111

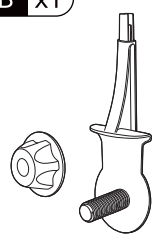
parts checklist

A x1



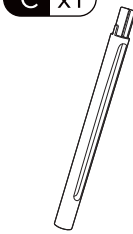
supporting arm with hanger

B x1




mobile stand

C x1



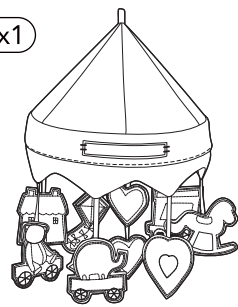
stand extension

D x1



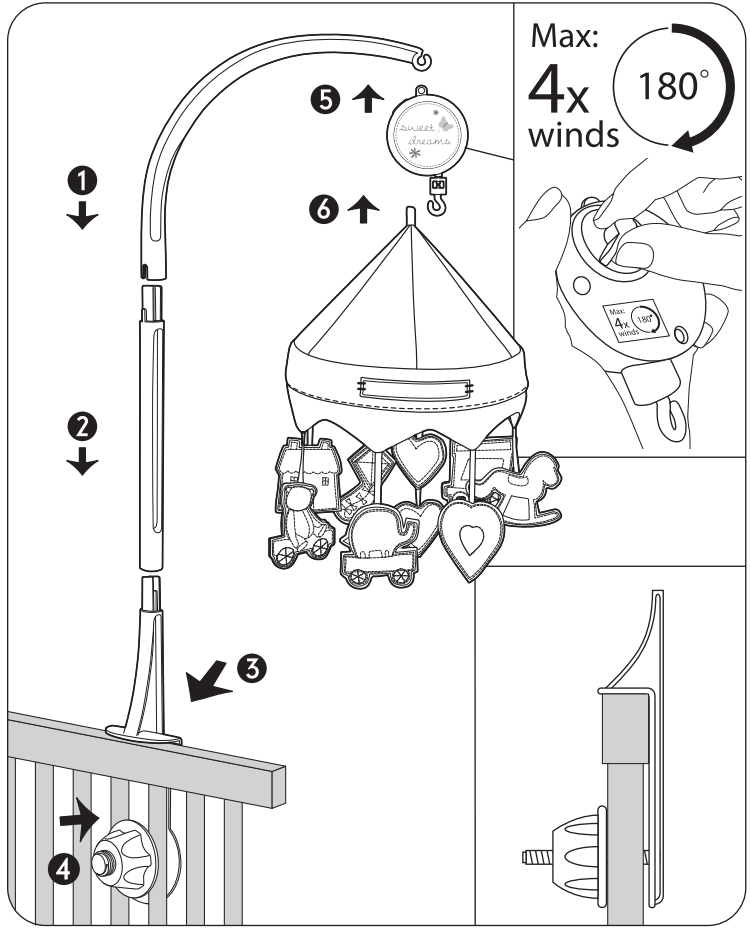
music box with hanger

E x1



ring with hanging toys



assembly



important

- **WARNING!** To prevent possible injury by entanglement and to prevent baby using the mobile as a climbing aid, remove the mobile from the side of the cot as soon as baby begins to get up on its hands and knees in a crawling position. Reposition the mobile elsewhere out of baby's reach.
- The mobile should be attached to the fixed side of the cot and should not be hung directly over baby's head.
- Do not add additional strings or straps to attach to the cot.
- Adult assembly required. Please follow assembly instructions carefully. Check regularly to ensure all parts are secured.
- Please retain these instructions for future reference.
- This crib mobile is not intended to be grasped by the child

• The mobile should be attached to the fixed side of the cot

• The mobile should not be hung directly over the baby's head

