



# FE managed item

<b>mothercare</b> SS16 style number : H8865 product : Lullaby Moon Mobile pack dimensions : 297mm(H) x 210mm(W) x 0mm(D) supplier : Germton category : I&P date : 7 Sept 2015 designer : Ice	<b>colours:</b>  K  CUTTER GUIDE (DO NOT PRINT)	approval	date	signature
		packaging manager		
		copywriter		
		QA		
		product manager		

NOTE: The spot colour is not accurate (simulated using CMYK) in this digital proof, please refer to the Pantone specification (or our colour key).



## lullaby moon mobile

user guide

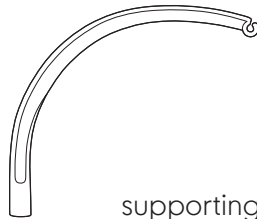
**76 100/H 8865 0815**

**mothercare**  
Watford, England, WD24 6SH

customer care line 0344 875 5111

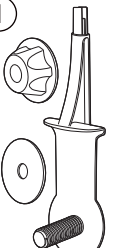
### parts checklist

**A x1**



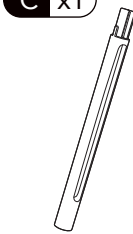
supporting arm with hanger

**B x1**




mobile stand

**C x1**




stand extension

**D x1**



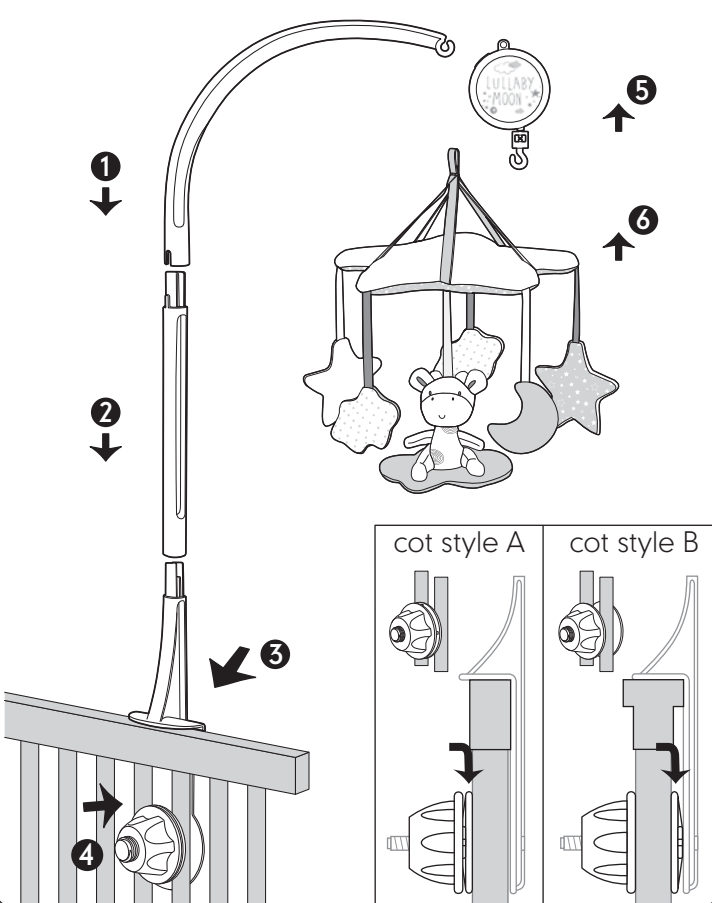
music box with hanger

**E x1**

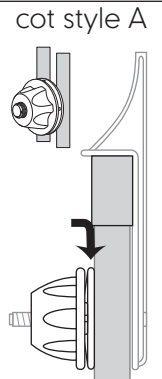


star with hanging toys

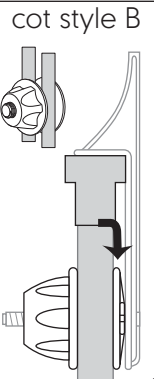
### assembly



cot style A



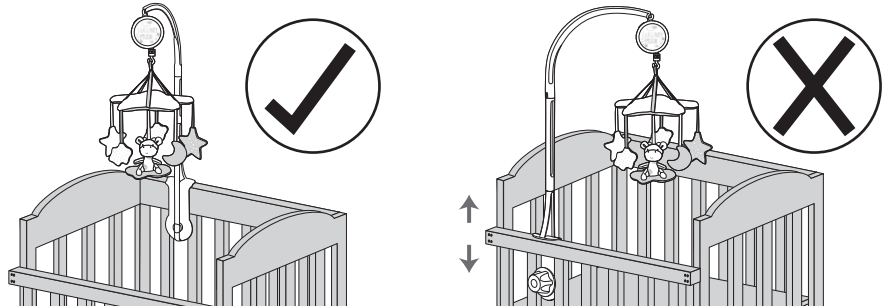
cot style B



### important

- WARNING!** To prevent possible injury by entanglement and to prevent baby using the mobile as a climbing aid, remove the mobile from the side of the cot as soon as baby begins to get up on its hands and knees in a crawling position. Reposition the mobile elsewhere out of baby's reach.
- The mobile should be attached to the fixed side of the cot and should not be hung directly over baby's head.
- Do not add additional strings or straps to attach to the cot.
- Adult assembly required. Please follow assembly instructions carefully. Check regularly to ensure all parts are secured.
- Please retain these instructions for future reference.

- The mobile should be attached to the fixed side of the cot



- The mobile should not be hung directly over the baby's head

