



bits 'n' bobs

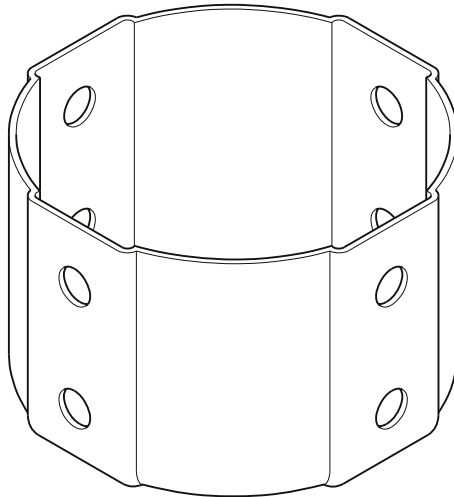
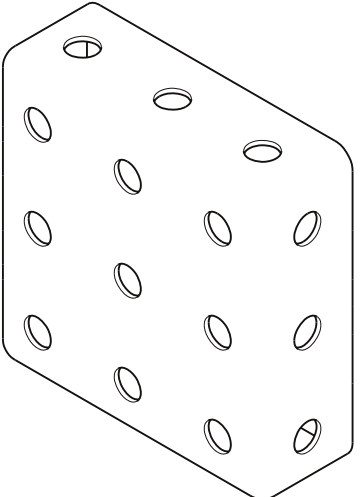
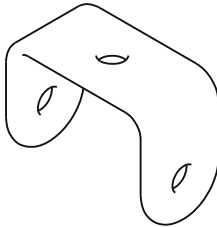
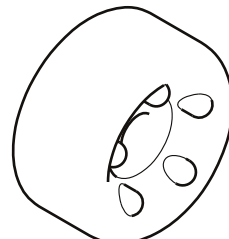

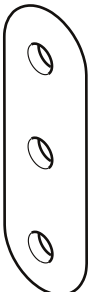
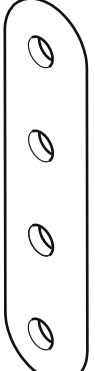
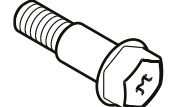



User guide

117030 0815
Early Learning Centre®
Watford WD24 6SH England.

Customer Service Department
0371 231 3513

- Make routine checks to ensure that all screws and nuts are tightened properly.
- Do not use in areas which may be dangerous (on public roads, on a slope, near stairs or steps, garden pools or swimming pools, etc).

contents

<p>1 x1</p> 	<p>2 x1</p> 		
<p>3 x2</p> 	<p>4 x4</p> 	<p>5 x2</p> 	<p>6 x2</p> 
<p>7 x2</p> 	<p>8 x4</p> 	<p>9 x10</p> 	<p>10 x15</p>  <p>11 x1</p> 

assembly suggestions

